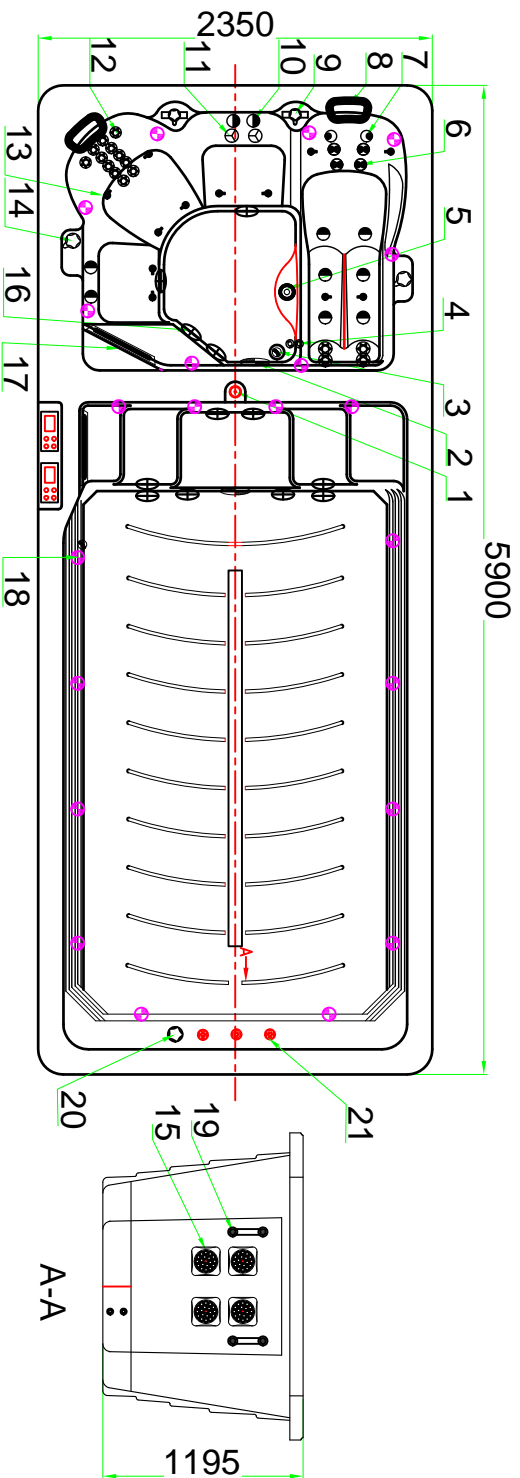


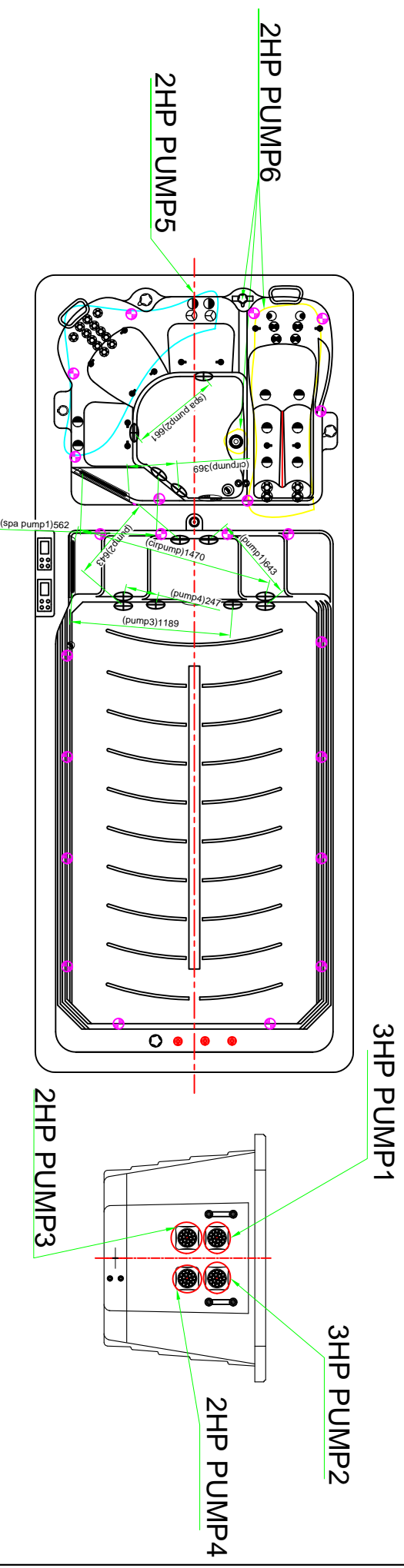
Fitting



Notes: Due to manufacturing tolerances, there could be some minor differences between the actual spa and the drawing above. If site planning is critical to such tolerances, be sure to measure your actual spa. All specifications are subject to change without notice. Some components may be optional on your spa.

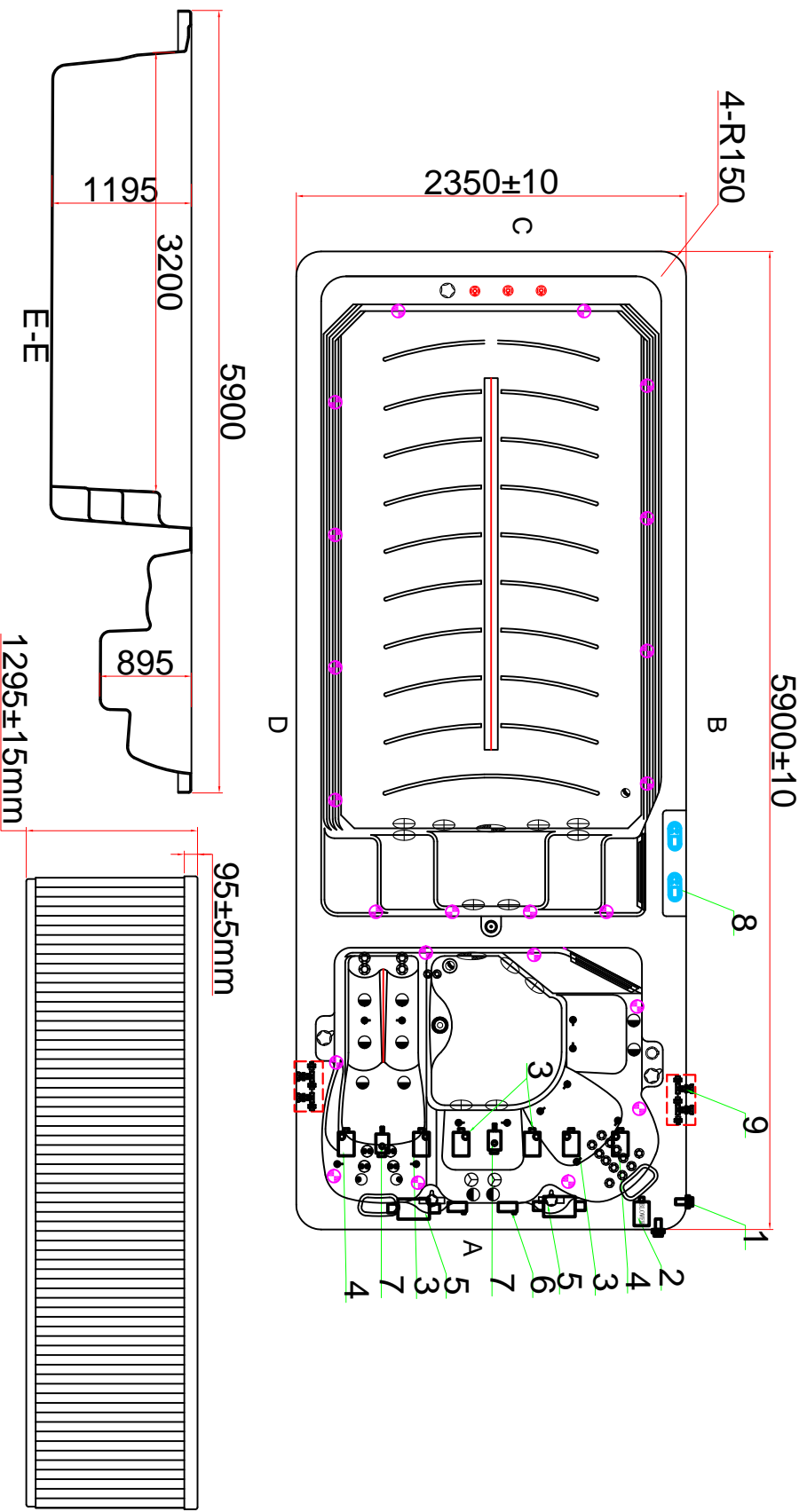
| | | | | | | | | | | | |
|--------|---|--|-----|------|--------|--------|--|-----|------|----|-----|
| 21 | ☉ | Lifting Fountain | 3 | pcs | | | | | | | |
| 20 | ⊖ | Fountain Valve | 1 | pcs | 10 | ● | Large 3 inch Jet internal-Single Pulse | | | 10 | pcs |
| 19 | ↵ | Handrail | 2 | pcs | 9 | ⊕ | 2 inch Water Diverter Valve | | | 2 | pcs |
| 18 | ⊕ | Perimeter LED | 22 | pcs | 8 | ⊖ | Headrest | | | 2 | pcs |
| 17 | ⊖ | Twin Cilinder Skimmer (Carbon Grey) | 2 | pcs | 7 | ⊖ | 4 inch Jet internal-Single Pulse | | | 2 | pcs |
| 16 | ⊕ | 2 inch Suction (Full Set) - SS Face | 12 | pcs | 6 | ⊖ | 4 inch Jet internal-Twin Pulse | | | 4 | pcs |
| 15 | ⊖ | 2 inch Swim Jet | 4 | pcs | 5 | ⊖ | 7 Alpha Jet Face-Foot Massage | | | 1 | pcs |
| 14 | ⊖ | 1 inch Air Check Valve Assembly | 2 | pcs | 4 | ⊖ | Ozone Injector - Carbon Grey | | | 4 | pcs |
| 13 | ● | 1 inch Air Injector Assembly-Multi-flow-S.S face | 12 | pcs | 3 | ⊖ | Star-Shape SS Bottom Drain | | | 2 | pcs |
| 12 | ⊖ | 2 inch Jet Internal-Directional | 16 | pcs | 2 | ⊖ | 5 inch Light Housing Without Holder | | | 2 | pcs |
| 11 | ⊕ | Large 3 inch Jet Internal-Directional | 2 | pcs | 1 | ⊖ | Stainless Steel Swim Base | | | 1 | pcs |
| NOICON | | DESCRIPTION | QTY | UNIT | NOICON | NOICON | DESCRIPTION | QTY | UNIT | | |
| | | Edition:26/01/2021 | | | | | | | | | |
| | | ZC.AT602.0004 | | | | | | | | | |

Therapy Assignment



Notes: Due to manufacturing tolerances, there could be some minor differences between the actual spa and the drawing above. If site planning is critical to such tolerances, be sure to measure your actual spa. All specifications are subject to change without notice. Some components may be optional on your spa.

Business plan



Notes: Due to manufacturing tolerances, there could be some minor differences between the actual spa and the drawing above. If site planning is critical to such tolerances, be sure to measure your actual spa. All specifications are subject to change without notice. Some components may be optional on your spa.

| | | | | |
|-------------------|--|--------------------------------|--------------|------|
| 9 | | Heat Pump Ready Unit(Optional) | 2 | pcs |
| 8 | | Control Panel | 2 | pcs |
| 7 | | Circulation Pump | 2 | pcs |
| 6 | | CD Ozone Generator | 2 | pcs |
| 5 | | Control Box | 2 | pcs |
| 4 | | 3HP Single Speed Pump | 2 | pcs |
| 3 | | 2HP Single Speed Pump | 4 | pcs |
| 2 | | Blower | 1 | pcs |
| 1 | | Drain Valve | 2 | pcs |
| NO/CONDENSATION | | | QTY | UNIT |
| Edition:27/1/2021 | | | AS60.07.0002 | |